

2022 MARSHALL COUNTY ASSESSOR'S OFFICE REPORT TO THE EXCISE BOARD

08/24/2022

City/Village								
DISTRICT	DESCRIPTION	PERSONAL PROPERTY	REAL PROPERTY	PUBLIC SERVICE	TOTAL VALUATION	HOMESTEAD EXEMPTIONS	OTHER EXEMPTIONS	NET VALUATION
T01	Oakland	286,888	2,205,765	149,357	2,642,010	107,357	41,858	2,492,795
T02	Madill	6,365,517	20,614,820	1,471,567	28,451,904	432,527	147,690	27,871,687
T03	Kingston	1,916,181	6,896,214	694,507	9,506,902	189,167	64,537	9,253,198
CITY/VILLAGE TOTAL VALUATION		8,568,586	29,716,799	2,315,431	40,600,816	729,051	254,085	39,617,680

County								
DISTRICT	DESCRIPTION	PERSONAL PROPERTY	REAL PROPERTY	PUBLIC SERVICE	TOTAL VALUATION	HOMESTEAD EXEMPTIONS	OTHER EXEMPTIONS	NET VALUATION
C001	Marshall County General	35,445,062	132,887,872	9,931,639	178,264,573	2,933,185	1,960,668	173,370,720
COUNTY TOTAL VALUATION		35,445,062	132,887,872	9,931,639	178,264,573	2,933,185	1,960,668	173,370,720

School								
DISTRICT	DESCRIPTION	PERSONAL PROPERTY	REAL PROPERTY	PUBLIC SERVICE	TOTAL VALUATION	HOMESTEAD EXEMPTIONS	OTHER EXEMPTIONS	NET VALUATION
#2	#2	25,770,901	46,052,605	6,215,255	78,038,761	1,329,989	521,133	76,187,639
#3	#3	9,674,161	86,835,267	3,716,384	100,225,812	1,603,196	1,439,535	97,183,081
SCHOOL TOTAL VALUATION		35,445,062	132,887,872	9,931,639	178,264,573	2,933,185	1,960,668	173,370,720

I, Debbie Croasdale, Assessor of Marshall County Oklahoma, do hereby certify that the foregoing is a true and correct statement of valuations for Real Estate, Personal Property, Public Service and Homestead Exemptions as certified by the State Board of Equalization and shown by the records in the County Assessor's office. Subscribed by my name and affixed the seal of the County Assessor's office on this day of 08/24/2022.

State of Oklahoma)
 Marshall County) SS

Debbie Croasdale

8/30/2022
Date

Debbie Croasdale
County Assessor
Marshall County



I, Gloria Salazar, County Clerk of Marshall County Oklahoma, do hereby certify that the above is a true, correct and complete list of the valuations of Marshall County Oklahoma as certified by the Marshall County Assessor's office.

Gloria Salazar

Gloria Salazar
County Clerk
Marshall County



Excise Board:

Richard Gieg

Shilla Lean Caldwell Karen Wellman August 30, 2022
Date

Real	Count	Value
Agricultural	38	62,844
Commercial	19	345,105
Residential	391	1,797,816
Total Real Value	448	2,205,765
Homestead	103	107,357
Veteran	7	41,858
Other	0	0
Total Exempt	115	149,215

TIF Increment Value

Net Assessed 2,056,550

Net Assessed Under Protest

Senior Freeze	14	4,509
Capped Parcels	56	180,464

Personal	Count	Value
Agricultural	4	4,744
Commercial	25	112,048
Mobile Home	83	170,096
Total Personal	112	286,888
Total Exempt	0	0

TIF Increment Value

Net Assessed 286,888

Net Assessed Under Protest

Public Service	Count	Value
Total PS Value	4	149,357

TIF Increment Value

Net Assessed 149,357

District Totals

Total Gross Value	2,642,010
Homestead Loss	107,357
Other Exemption Loss	41,858

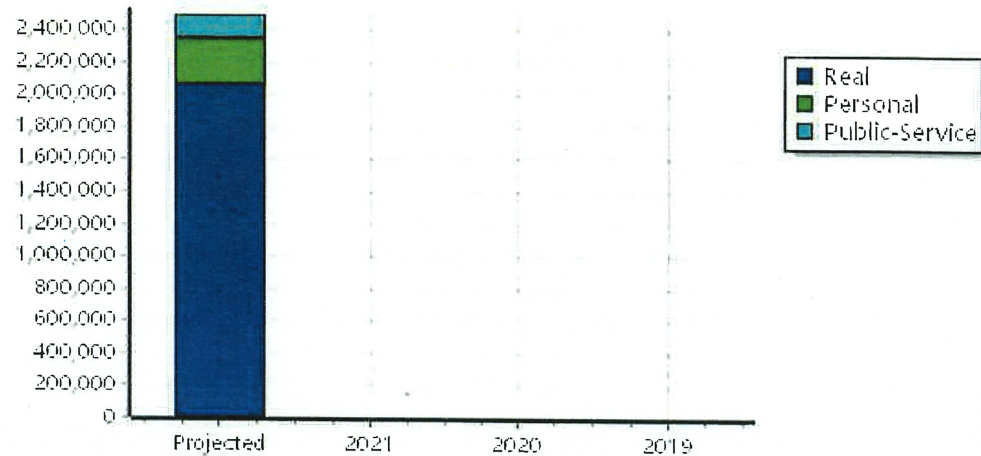
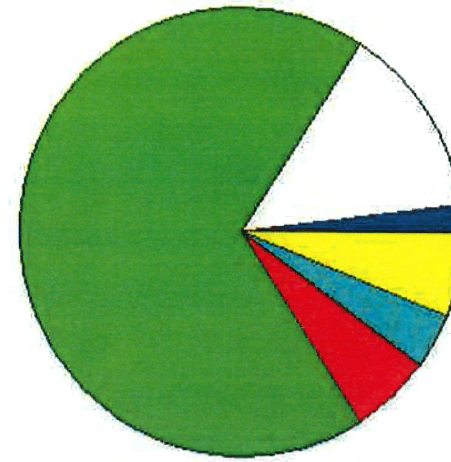
TIF Increment Value

Retained TIF Value

Net Assessed Value 2,492,795

Net Assessed Under Protest

* Public Service Protests Values are not included on this report.



Real	Count	Value
Agricultural	19	100,275
Commercial	271	9,057,450
Residential	1,509	11,457,095
Total Real Value	1,799	20,614,820
Homestead	411	432,527
Veteran	14	147,690
Other	0	0
Total Exempt	449	580,217

TIF Increment Value

Net Assessed 20,034,603

Net Assessed Under Protest

Senior Freeze	65	111,676
Capped Parcels	785	5,219,618

Personal	Count	Value
Agricultural	12	12,192
Commercial	283	6,896,324
Mobile Home	35	86,262
Total Personal	330	6,994,778
Total Exempt	1	629,261

TIF Increment Value

Net Assessed 6,365,517

Net Assessed Under Protest

Public Service	Count	Value
Total PS Value	14	1,471,567
TIF Increment Value		
Net Assessed		1,471,567

District Totals

Total Gross Value	29,081,165
Homestead Loss	432,527
Other Exemption Loss	776,951

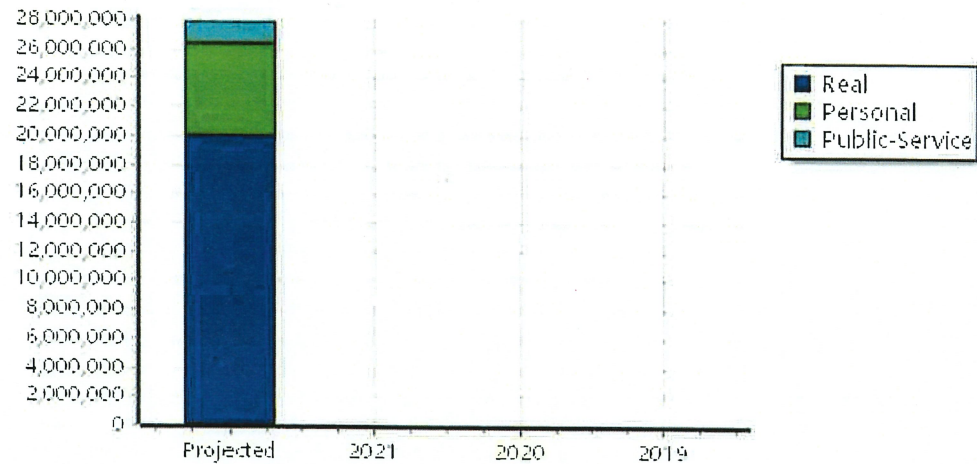
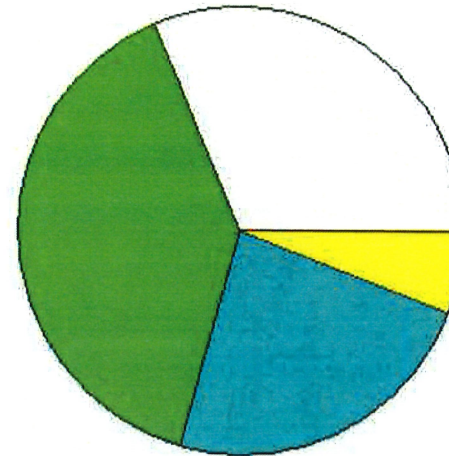
TIF Increment Value

Retained TIF Value

Net Assessed Value 27,871,687

Net Assessed Under Protest

* Public Service Protests Values are not included on this report.



Real	Count	Value
Agricultural	15	147,754
Commercial	146	3,304,926
Residential	670	3,443,534
Total Real Value	831	6,896,214
Homestead	180	189,167
Veteran	9	64,537
Other	0	0
Total Exempt	200	253,704

TIF Increment Value

Net Assessed 6,642,510

Net Assessed Under Protest

Senior Freeze	29	100,593
Capped Parcels	587	3,664,278

Personal	Count	Value
Agricultural	2	449
Commercial	139	1,713,396
Mobile Home	88	204,536
Total Personal	229	1,918,381
Total Exempt	2	2,200

TIF Increment Value

Net Assessed 1,916,181

Net Assessed Under Protest

Public Service	Count	Value
Total PS Value	12	694,507

TIF Increment Value

Net Assessed 694,507

District Totals

Total Gross Value	9,509,102
Homestead Loss	189,167
Other Exemption Loss	66,737

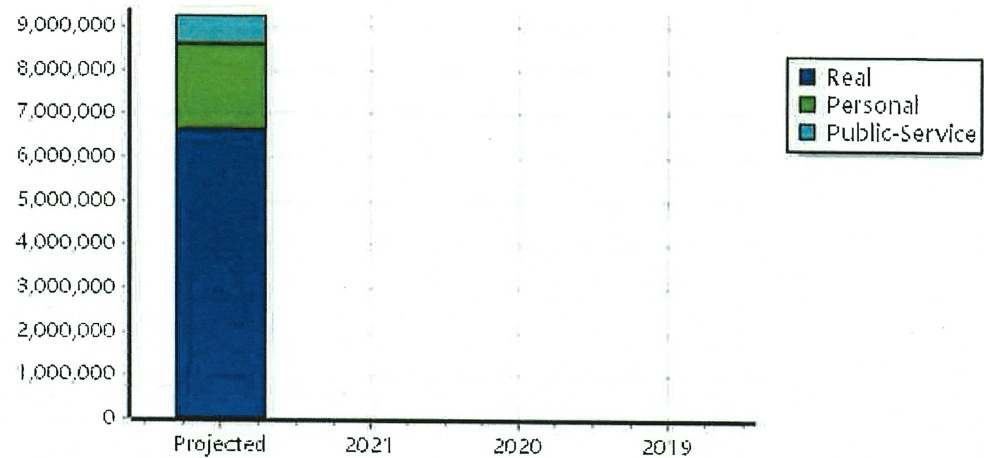
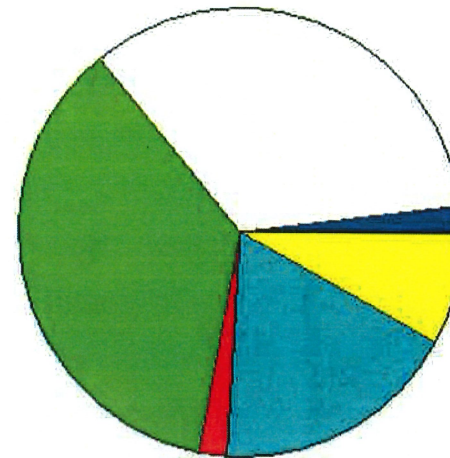
TIF Increment Value

Retained TIF Value

Net Assessed Value 9,253,198

Net Assessed Under Protest

* Public Service Protests Values are not included on this report.



Real	Count	Value
Agricultural	2,755	16,445,962
Commercial	705	20,169,101
Residential	12,356	96,272,809
Total Real Value	15,816	132,887,872
Homestead	2,847	2,933,185
Veteran	172	1,960,668
Other	0	0
Total Exempt	3,126	4,893,853

TIF Increment Value

Net Assessed 127,994,019

Net Assessed Under Protest

Senior Freeze	496	1,872,684
Capped Parcels	7,562	34,987,781

Personal	Count	Value
Agricultural	767	2,252,256
Commercial	738	30,426,337
Mobile Home	1,538	4,996,699
Total Personal	3,043	37,675,292
Total Exempt	71	2,230,230

TIF Increment Value

Net Assessed 35,445,062

Net Assessed Under Protest

Public Service	Count	Value
Total PS Value	59	9,931,639

TIF Increment Value

Net Assessed 9,931,639

District Totals

Total Gross Value	180,494,803
Homestead Loss	2,933,185
Other Exemption Loss	4,190,898

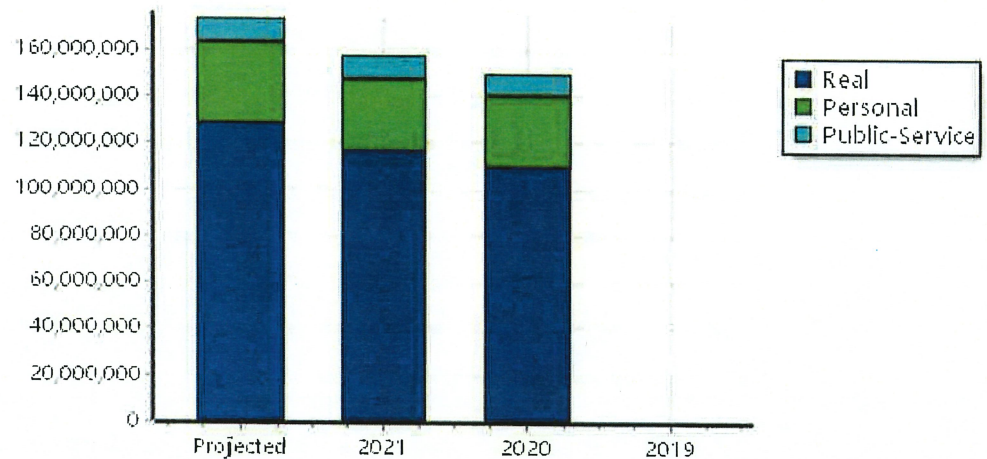
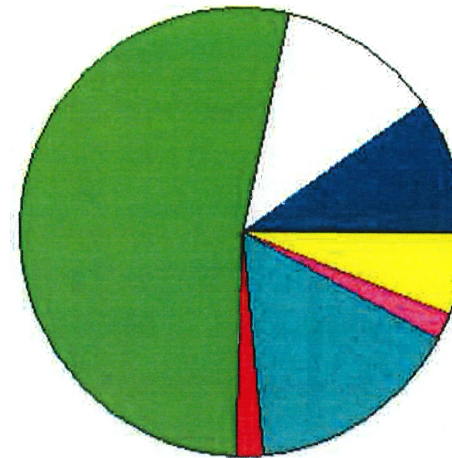
TIF Increment Value

Retained TIF Value

Net Assessed Value 173,370,720

Net Assessed Under Protest

* Public Service Protests Values are not included on this report.



Real	Count	Value
Agricultural	1,813	10,886,458
Commercial	382	13,006,743
Residential	3,418	22,159,404
Total Real Value	5,613	46,052,605
Homestead	1,293	1,329,989
Veteran	60	521,133
Other	0	0
Total Exempt	1,402	1,851,122

TIF Increment Value

Net Assessed 44,201,483

Net Assessed Under Protest

Senior Freeze	179	515,607
Capped Parcels	2,313	11,910,672

Personal	Count	Value
Agricultural	346	844,250
Commercial	430	25,972,289
Mobile Home	400	1,174,973
Total Personal	1,176	27,991,512
Total Exempt	43	2,220,611

TIF Increment Value

Net Assessed 25,770,901

Net Assessed Under Protest

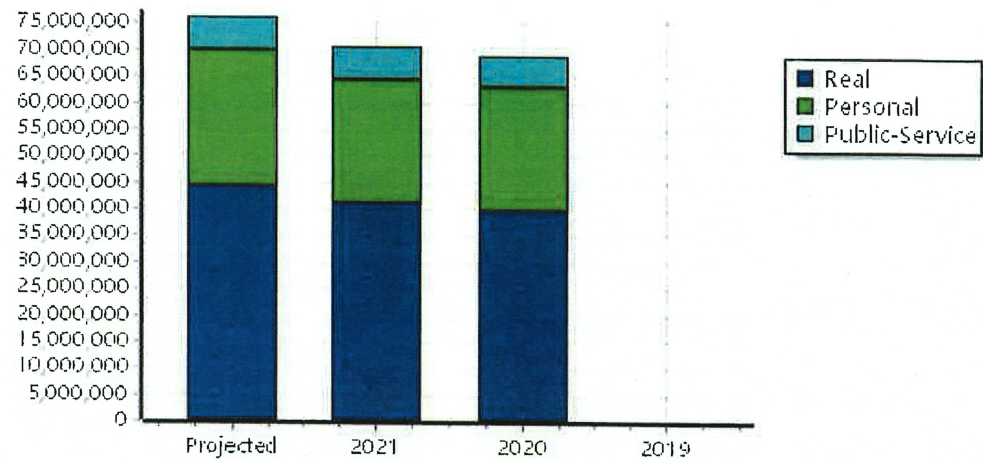
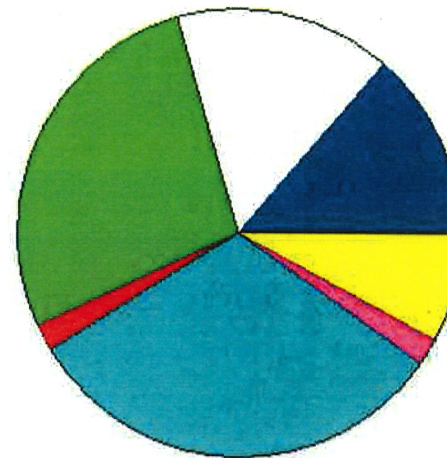
Public Service	Count	Value
Total PS Value	34	6,215,255
TIF Increment Value		
Net Assessed		6,215,255

District Totals

Total Gross Value	80,259,372
Homestead Loss	1,329,989
Other Exemption Loss	2,741,744
TIF Increment Value	
Retained TIF Value	
Net Assessed Value	76,187,639

Net Assessed Under Protest

* Public Service Protests Values are not included on this report.



Real	Count	Value
Agricultural	942	5,559,504
Commercial	323	7,162,358
Residential	8,938	74,113,405
Total Real Value	10,203	86,835,267
Homestead	1,554	1,603,196
Veteran	112	1,439,535
Other	0	0
Total Exempt	1,724	3,042,731

TIF Increment Value

Net Assessed 83,792,536

Net Assessed Under Protest

Senior Freeze	317	1,357,077
Capped Parcels	5,249	23,077,109

Personal	Count	Value
Agricultural	421	1,408,006
Commercial	308	4,454,048
Mobile Home	1,138	3,821,726
Total Personal	1,867	9,683,780
Total Exempt	28	9,619

TIF Increment Value

Net Assessed 9,674,161

Net Assessed Under Protest

Public Service	Count	Value
Total PS Value	25	3,716,384
TIF Increment Value		
Net Assessed		3,716,384

District Totals

Total Gross Value	100,235,431
Homestead Loss	1,603,196
Other Exemption Loss	1,449,154
TIF Increment Value	
Retained TIF Value	
Net Assessed Value	97,183,081

Net Assessed Under Protest

* Public Service Protests Values are not included on this report.

